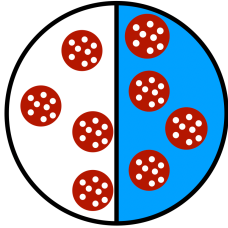
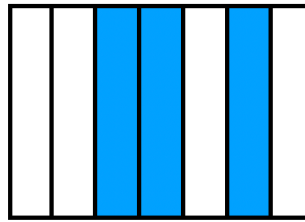


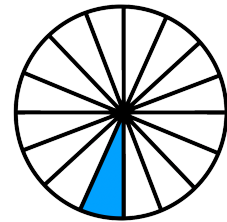
① Welcher Bruch ist hier dargestellt? Schreibe den Bruch unter die jeweilige Grafik.




$$\frac{1}{2}$$



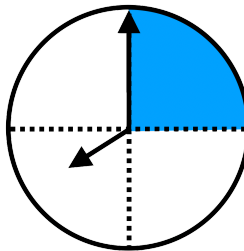
$$\frac{3}{7}$$



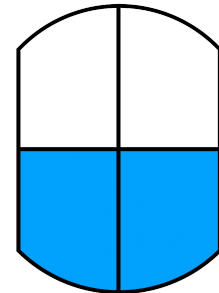
$$\frac{1}{16}$$




$$\frac{1}{3}$$



$$\frac{1}{4}$$



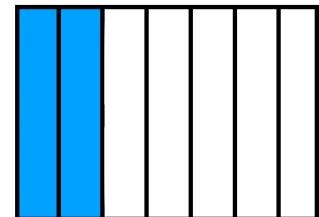
$$\frac{2}{4}$$



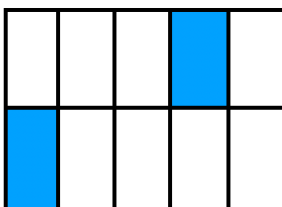
$$\frac{2}{4}$$




$$\frac{2}{4}$$



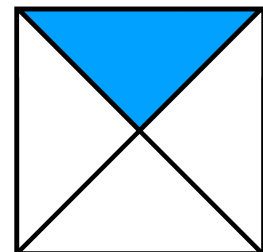
$$\frac{2}{7}$$



$$\frac{2}{10}$$



$$\frac{10}{20}$$



$$\frac{1}{4}$$